


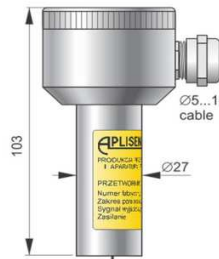


PRESSURE TRANSMITTER PCE-28

- ✓ Any range from 0...25 mbar up to 0...1000 bar
- ✓ 4 ÷ 20 mA two-wire or 0 ÷ 10 V output
- ✓ Intrinsic safety certificate (ATEX, IECEx)
- ✓ Low-voltage version with ATEX and IECEx certificate (model PC-29A, PC-29B)
- ✓ Marine certificate – DNV, BV
- ✓ Communication protocol Modbus RTU
- ✓ Gold plated diaphragm
- ✓ SIL 1 certificate
- ✓ Version with local display **NEW**



PD type
PD316 type
IP65



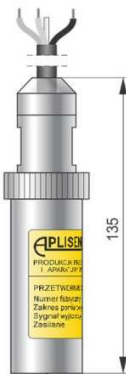
PZ type
PZ316 type
IP66



PM12 type
IP67



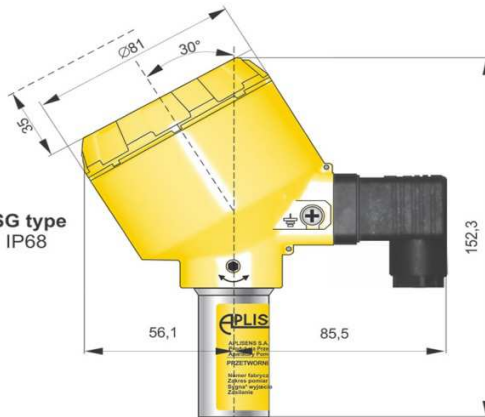
PKD type
IP67



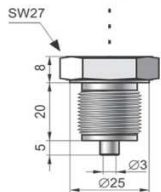
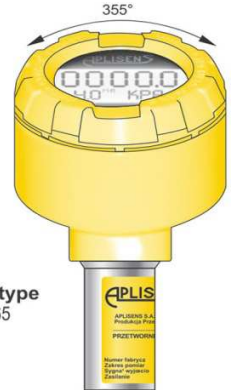
PK type
IP66/67



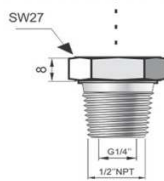
SG type
IP68



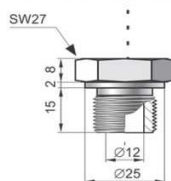
ALW type
IP65



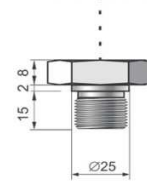
G1/2 type
G1/2", Ø3 hole
M type
M20×1.5, Ø3 hole



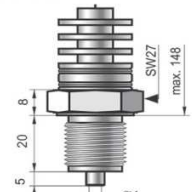
1/2"NPT type
1/2"NPT male +
internal thread G1/4"



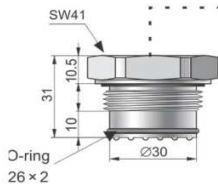
GP type
G1/2", Ø12 hole
P type
M20×1.5, Ø12 hole



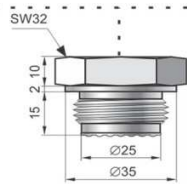
G1/4" type



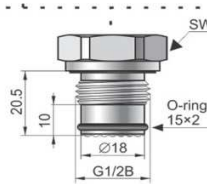
RG type
G1/2" with radiator
RM type
M20×1.5 with radiator



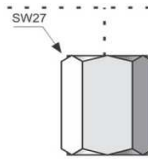
CG1 type
G1" with flush
Diaphragm



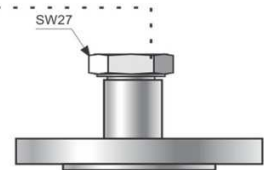
CM30×2 type
M30×2 with flush
Diaphragm



CG1/2 type
G1/2" with
flush diaphragm



1/2"NPT F type
internal thread 1/2-14NPT



**Version with direct or remote
diaphragm seal.**
Diaphragm seal data -
see chapter III



ALW type

Aluminum casing with programmable local display. The design of the casing enables the use of a local display, rotation of the display, rotation of the casing by 0–345° relative to the sensor. Electrical connection DIN43650, IP65 (special version with cable electrical connection and IP67).

- Display with backlight allows to read:
- measured pressure in user units or % of measuring range
 - current in output loop in mA

Application and construction

The PCE-28 pressure transmitter is applicable to the measurement of the pressure, underpressure and absolute pressure of gases, vapours and liquids. The active sensing element is a piezoresistant silicon sensor separated from the medium by a diaphragm and by specially selected type of manometric liquid. The electronics is placed in a casing with a degree of protection from IP 65 to IP 68, depending on the type of electrical connection applied.

Calibration

Potentiometers can be used to shift the zero position and the range by up to ±10%, without altering the settings.

Installation

The transmitter is not heavy, so it can be installed directly on the installation. When the pressure of steam or other hot media is measured, a siphon or impulse line should be used. The needle valve placed upstream the transmitter simplifies installation process and enables the zero point adjustment or the transmitter replacement.

When the special process connections are required for the measurement of levels and pressures (e.g. at food and chemical industries), the transmitter is provided with an Aplisens diaphragm seal. Installing accessories and a full scope of diaphragm seals are described in detail in the further part of the catalogue.

Measurements under explosion hazard

ATEX Intrinsic safety version is available for taking measurements in zones under explosion hazard. The installation of the transmitter in a zone under explosion hazard requires the use of an Ex power supply. We recommend the use of the Aplisens ZS-30Ex1, ZS-31Ex1 power supply and separator.

Ex I M1 Ex ia I Ma
II 1/2G Ex ia IIC T4/T5/T6 Ga/Gb
II 1D Ex ia IIC T110°C Da

IECEx Ex ia I Ma
Ex ia IIC T4/T5/T6 Ga/Gb
Ex ia IIC T110°C Da

Technical data

Any measuring range 0...25 mbar ÷ 0...1000 bar (over pressure, under pressure); 400 mbar ÷ 80 bar (absolute pressure)
Measurement of lower pressure ranges, possible using transmitter PRE-50G with GP process connection.

	Measuring range		
	100 mbar	400 mbar	0...1 bar ÷ 1000bar
Overpressure Limit (repeated, without hysteresis)	1 bar	2,5 bar	4 x range; max. 1200 bar
Damaging Overpressure	2 bar	2,5 bar	8 x range; max. 2000 bar
Accuracy	0,3%	0,2% (0,16% - special version)	
Long term stability	0,2% / year	0,1% / year	
Thermal error	Typically 0,3% / 10°C Max 0,4% / 10°C		Typically 0,2% / 10°C Max 0,3% / 10°C

Hysteresis, repeatability 0,05%
Response time < 120 ms
version TR: < 30 ms
Thermal compensation range -10...80°C
Operating temperature range (ambient temp.) -40...80°C
Medium temperature range -40...130°C

over 130°C – measurement with use an impulse line or diaphragm seals

CAUTION: the medium must not be allowed to freeze in the impulse line or close to the process connection of the transmitter

Output signal 4...20 mA, two wire transmission
0...10V

Material of wetted parts 316Lss, Hastelloy C 276, Au

Material of casing 304ss, 316Lss

Power supply output 4...20mA
8...36 V DC (Ex 9...28 V DC)
version TR, version Safety: 10,5...36 V DC (Ex 12...28 V DC)
PCE-28/ALW: (11...36V DC)
output 0...10V
13...30 VDC

Error due to supply voltage changes 0,005% / V

Load resistance $R[\Omega] \leq \frac{U_{sup}[V] - 8V}{0,022A}$

PCE-28/Modbus - Technical data*

Metrological parameters

Accuracy $\Delta \pm 0,1\%$
Long-term stability Δ accuracy for 3 years (for nominal range)
Thermal error < $\pm 0,1\%$ (FSO) / 10°C
max. $\pm 0,4\%$ (FSO) in the whole compensation range
Thermal compensation range -25...80°C
Additional electronic damping -0...30s
Please note:
version PCE-28/Modbus is not available with ATEX certificate

Electrical parameters

Power supply 4,5...28 V DC
Transmission range 1200 m
Output MODBUS RTU + 4...20 mA
Address space 1...247 devices address
Transmission speed 600...115200 bps
Parity transmission no parity, odd, even
Frame transmission 10...11bits (1, 2 bit-stop)
** more information about electrical parameters available in user's manual*

Communication

Pressure transmitters with communication protocol Modbus RTU. The communication standard for data interchange with the transmitter is the Modbus RTU. Communication with the transmitter is carried out with PC using RS converter and Aplisens software.



Ordering procedure

Model	Code	Description
PCE-28	/Exia..... /Exia (IECEX).....	Pressure transmitter I M1 Ex ia I Ma II 1/2G Ex ia IIC T4/T5/T6 Ga/Gb I 1D Ex ia IIIC T110°C Da } Only for transmitters with 4...20mA output IECEX Ex ia I Ma Ex ia IIC T4/T5/T6 Ga/Gb Ex ia IIIC T110°C Da Transmitter with output signal (0...2,5V /0...3,3V) and ATEX certificate is supplied as a model: PC-29B/Exia II 1/2G Ex ia IIC T6/T5 Ga/Gb I M1 Ex ia I Ma Ex ia IIC T6/T5 Ga/Gb Ex ia I Ma Transmitter with output signal (0...5V /0,5...4,5V) and ATEX certificate is supplied as a model: PC-29A/Exia II 1/2G Ex ia IIB T6/ T5 Ga/Gb I M1 Ex ia I Ma Ex ia IIB T6/T5 Ga/Gb Ex ia I Ma
Versions, certificates	/MR..... /Tlen..... /H..... /D..... /PED..... /0,16%..... /Modbus..... /SIL 1..... /TR.....	Marine certificate – DNV, BV For oxygen service (sensor filled with Fluorolube fluid), only M and G1/2 connection version with high overload capacity and integrated circuit offering excess voltage protection version with hydraulic gland for high-pressure hydraulic systems European Pressure Equipment Directive N° 97/23/EC, category IV Accuracy <0,16% (available for ranges >400mbar) Modbus communication protocol (not available with ATEX) SIL 1 certificate; only 4..20mA output Response time <30ms; only 4..20mA output
more than one option is available		
Measuring range	/...+... [required units] (without marking)	Measuring range 4...20mA / power supply 8...36VDC (Ex 9...28VDC) 0...10VDC / power supply 13...30VDC 0...2,5VDC / power supply 3,3VDC 0...3,3VDC / power supply 4,5VDC 0...5VDC / power supply 8...14VDC 0,5...4,5VDC / power supply 8...14VDC
Analogue output signal	/0+10V..... /0+2,5V..... /0+3,3V..... /0+5V..... /0,5+4,5V.....	
Casing, electrical connection	/PD..... /PD316..... /PZ..... /PZ316..... /PM12..... /PK..... /PKD..... /SG..... /SGM..... /ALW.....	304SS housing, IP65, DIN43650 connector 316SS housing, IP65, DIN43650 connector 304SS housing, IP66, packing gland M20x1,5 316SS housing, IP66, packing gland M20x1,5 Housing IP67 with thread M12x1 and connector (Exia version available from Q3/2015) 304SS housing, IP66/67, cable electrical connection (3 m of cable in standard) 304SS housing, IP67, cable electrical connection (3 m of cable in standard) (Exia version available from Q3/2015) 316LSS housing, IP68, cable electrical connection (3 m of cable in standard) 316LSS housing, IP68, cable electrical connection (3 m of cable in standard) Aluminum housing, local display, IP65, DIN43650 connector; only 4..20mA output (Exia version available from Q3/2015)
Process connections	/M..... /M(Au)..... /G1/2..... /G1/2(Au)..... /G1/4..... /P..... /P(Hastelloy)..... /GP..... /GP(Hastelloy)..... /CM30x2..... /CM30x2(Hastelloy)..... /CG1"..... CG1"(Hastelloy)..... /CG1/2"..... /RM..... /RG..... /1/2"NPTM..... /1/2"NPTF..... /code of diaphragm seal.....	Thread M20x1,5 (male) with Ø3 hole, wetted parts SS316L Thread M20x1,5 (male) with Ø3 hole, gold plated diaphragm (range no. 1, 2, 3, 4) Thread G1/2" (male) with Ø3 hole, wetted parts SS316L Thread G1/2" (male) with Ø3 hole, gold plated diaphragm (range no. 1, 2, 3, 4) Thread G1/4" (male), wetted parts SS316L Thread G1/4" (male), wetted parts SS316L (Pressure limits: min. 10mbar / max. 400bar) Thread M20x1,5 (male) with Ø12 hole, wetted parts SS316L Thread M20x1,5 (male) with Ø12 hole, wetted parts Hastelloy C 276 Thread G1/2" (male) with Ø12 hole, wetted parts SS316L Thread G1/2" (male) with Ø12 hole, wetted parts Hastelloy C 276 Thread M30x2 with flush diaphragm, wetted parts SS316L (Pressure limits: min. 0,1bar / max. 70bar) Thread M30x2 with flush diaphragm, wetted parts Hastelloy C 276 (Pressure limits: min. 0,1bar / max. 70bar) Thread G1" with flush diaphragm, wetted parts SS316L (Pressure limits: min. 0,1bar / max. 70bar) Thread G1" with flush diaphragm, wetted parts Hastelloy C 276 (Pressure limits: min. 0,1bar / max. 70bar) Thread G1/2" with flush diaphragm, wetted parts SS316L (Pressure limits: min. 2,5bar / max. 300bar) Thread M20x1,5 with radiator, wetted parts SS316L (Pressure limits: min. 160mbar / max. 40bar, max. temperature up to 170°C) Thread G1/2" with radiator, wetted parts SS316L (Pressure limits: min. 160mbar / max. 40bar, max. temperature up to 170°C) Thread 1/2"NPT Male, wetted parts SS316L Thread M20x1,5 with adapter to 1/2"NPT Female, wetted parts SS316L Diaphragm seal (see chapter of diaphragm seals) } Pressure limits: min. 0,25bar max. 350bar
Accessories	/MT.....	Stainless Steel Tag plate mounted on wire
Other specification	/.....	Description of required parameters (e.g. non-standard pr. connection G3/4", M22x1,5)

Example: Pressure transmitter , range 0 1 bar absolute pressure, inverted output (20..4mA), housing PK with cable L=10m, process connection G1/2"

PCE-28/1=0 bar ABS/PK/K=10m/G1/2